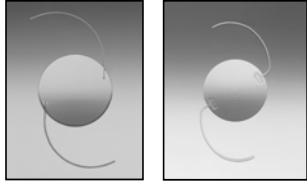



Update on the TECNIS® Multifocal IOL



Y. Ralph Chu, MD
Chu Vision Institute
Edina, MN

TECNIS® Multifocal IOL Specifications*

- Full diffractive posterior surface
 - Pupil-independent
- Wavefront-designed aspheric anterior surface
- Light distribution 50/50
- +5D to +34D in 0.5D increments
- Optical power add +4.0D
 - To optimize acuity at preferred reading distance of 33 cm
- Edge Design:
 - Acrylic: OptiEdge™ design
 - Silicone: Square edge



*TECNIS Multifocal IOL under clinical investigation in the US. ZMA00 available in markets outside the US.

Why Target Zero Spherical Aberration?

- Wavefront aberration analysis confirms that the average human cornea has +0.27 microns of spherical aberration throughout life¹
- Multiple studies show peak visual performance occurs at age 19, when the average spherical aberration is 0.0 microns²

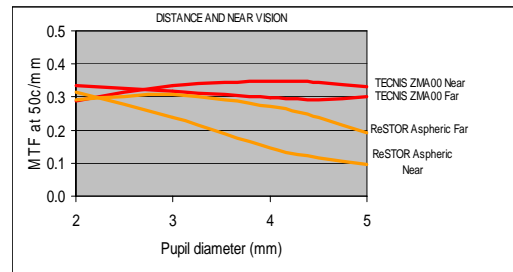
20/20*				
Average Corneal SA	+0.27	+0.27	+0.27	+0.27
Lens SA	-0.27	-0.17	0.0	+0.15
Total Residual SA	0.0	+0.10	+0.27	+0.42

*Images simulated using Zemax/Code, created by George Dal, PhD

1. Holladay JT, et al. J Refract Surg 2002;18:683-691.
2. Antal P, et al. Presented at ESCRS 2006. Holzer M. Data presented at the DOC in Nuremberg, Germany, 2006.

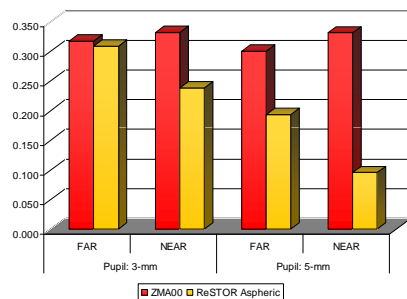
Pupil Independence

The Tecnis Multifocal provides good quality vision across a variety of pupil sizes compared to other diffractive multifocal IOLs



Data on File. Advanced Medical Optics, Inc.

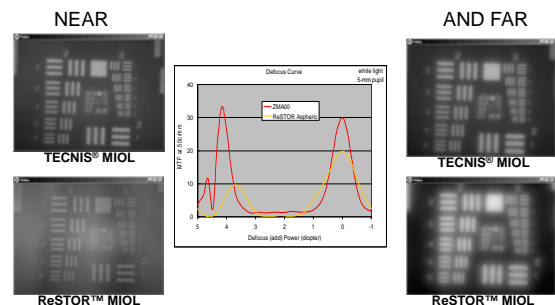
MTF Results Near and Far



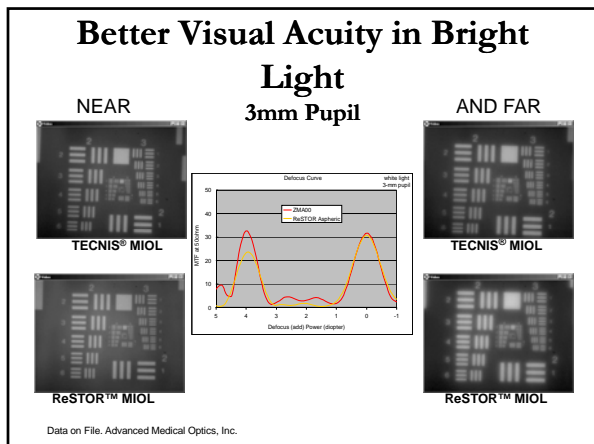
Data on File. Advanced Medical Optics, Inc.

Better Visual Acuity in Low Light

5mm Pupil

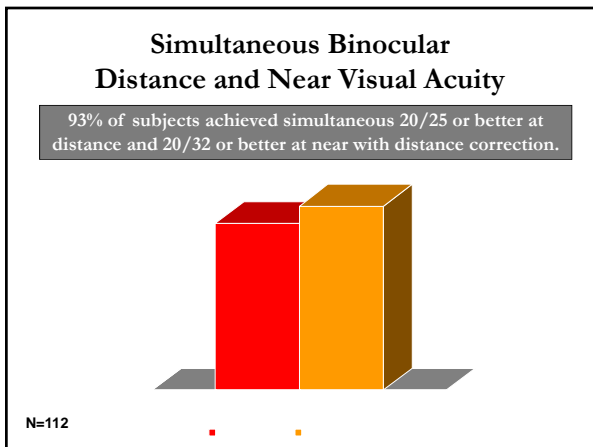
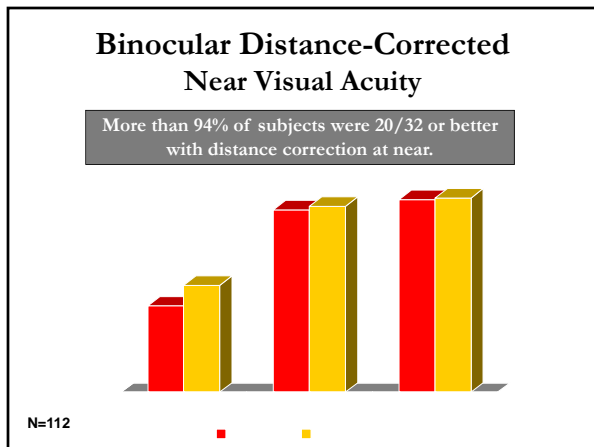
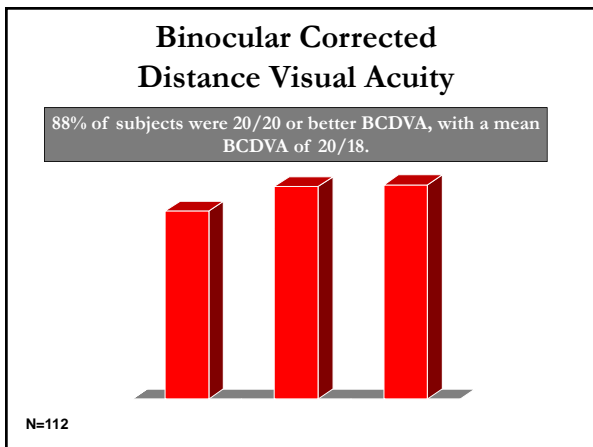


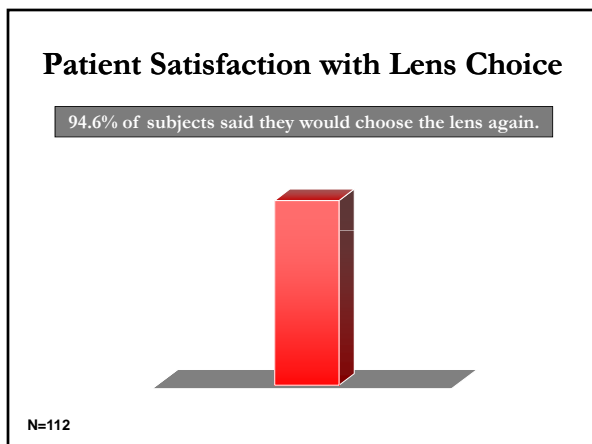
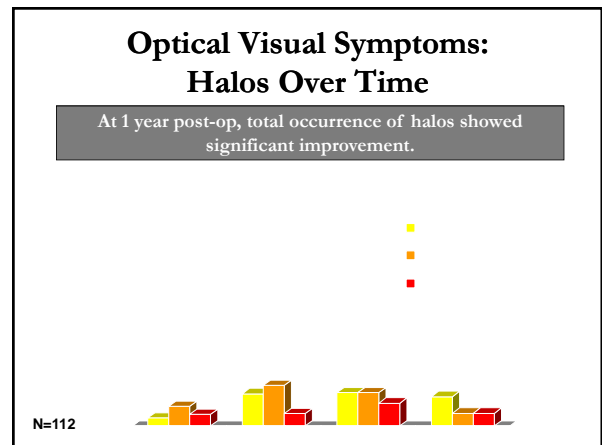
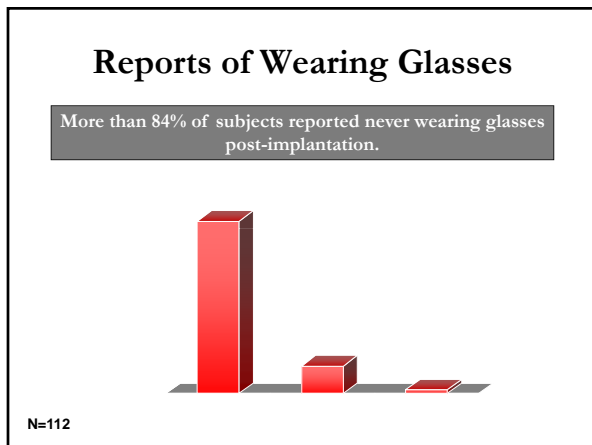
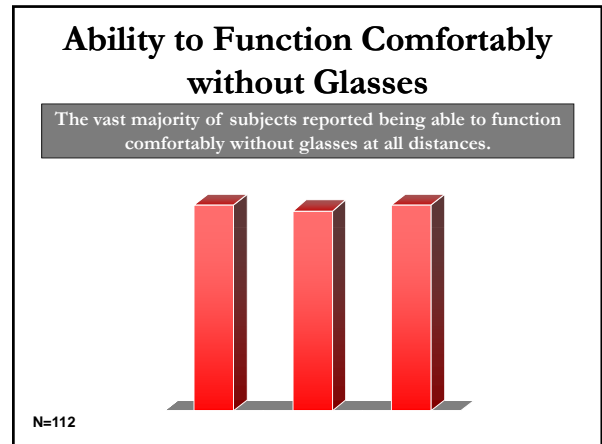
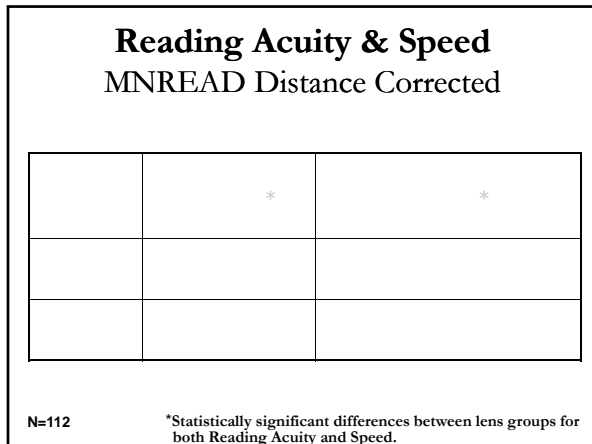
Data on File. Advanced Medical Optics, Inc.



US Clinical Results

- ### Study Parameters
- Multicenter, evaluator-masked comparative clinical evaluation
 - Conducted at 13 investigational sites
 - Enrolled: 121 bilateral multifocal and 122 bilateral monofocal subjects
 - Results at 1 year presented for 114 multifocal subjects
 - Subject assignment was based on patient's choice for a multifocal or monofocal IOL





Lens Related Adverse Events

Summary of US Clinical Study

- 94.6% of subjects said they would choose the lens again
- 87% of subjects were 20/20 or better BCDVA
- 94% of subjects were 20/32 or better with distance correction at near
- 93% of subjects achieved simultaneous 20/25 or better distance and 20/32 or better near
- Compared to monofocal IOLs, the Tecnis Multifocal provides statistically significantly better reading acuity and speed

Thank You

