

Financial Disclosure

I have the following financial interests or relationships to disclose:

- | | | |
|----------------|--------------|---------------|
| •AcuFocus | •EyeTech | •Ophtec |
| •Alcon | •Inspire | •ORC |
| •Allergan | •IntraLase | •Santen |
| •AMO | •Ista Pharm. | •Tracey Tech. |
| •Bausch & Lomb | •Kabi Pharm. | •VISK |
| •BioVision AG | •KeraVision | •Vistakon |
| •EyeSys | •KMI Pharm. | •VISX |
| | •Neuroptics | |

1

ASSIL EYE
INSTITUTE

Custom Tailored Lasik

Dr. Kerry K. Assil

ASSIL EYE INSTITUTE
Beverly Hills, California




LASIK Flap Concerns

- Bed Area
- OBL
- Dry Eye
- Enhancement
- Ingrowth
- Striae
- Corneal stability

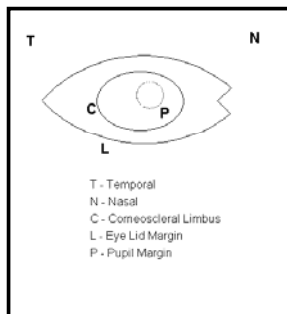
7

Anterior segment morphology



8

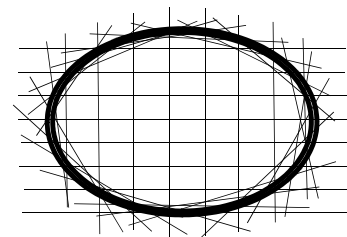
Anterior segment morphology



T - Temporal
N - Nasal
C - Corneoscleral Limbus
L - Eye Lid Margin
P - Pupil Margin


9

Peripheral Cornea: Immune Mediators



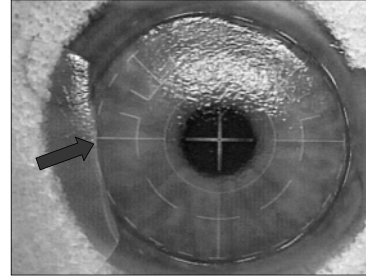
10

Superior Hinge



11

Temporal Hinge



12

Temp vs. Superior Hinge MicroKeratome

	Temporal Hinge	Superior Hinge	Pvalue
Flap Diameter	9.11 mm ²	9.10 mm ²	P=0.89
Stromal Bed Area	62.2 mm ²	40.1 mm ²	P<.001

J. Cat. Ref. Surg 2005

13

IntraLase:Temp. vs. Sup. Hinge

	Temporal Hinge	Superior Hinge	Pvalue
Flap Diameter	8.76 mm ²	8.77 mm ²	P=0.58
Stromal Bed Area	61.1 mm ²	59.6 mm ²	P=.002

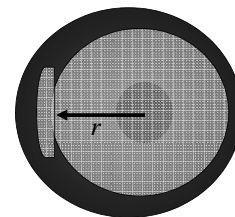
14

IntraLase Custom tailored flaps: Feasibility study

- 10 patients, contralateral eye study
- Temp hinge; one eye round, other oval
- Vertical diameter = 9.0 mm
- Horizontal diameter = 7% longer
- Measured Stromal Bed area
- Measured OBL incidence

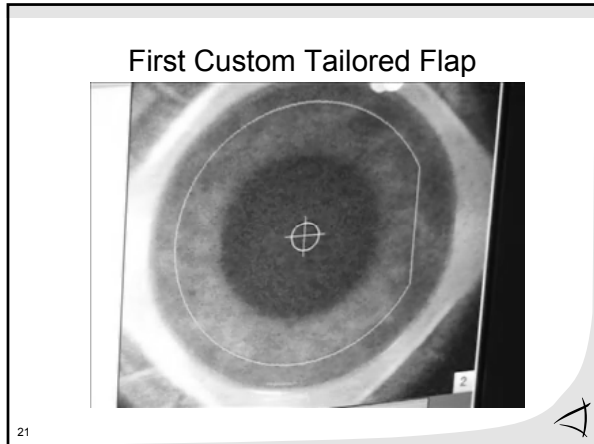
19

Effective Stromal Bed Area



- r : pupil center to flap edge
- Effective Stromal Bed Area = πr^2

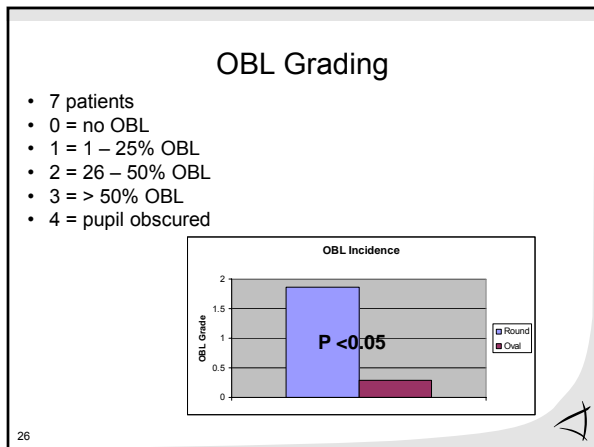
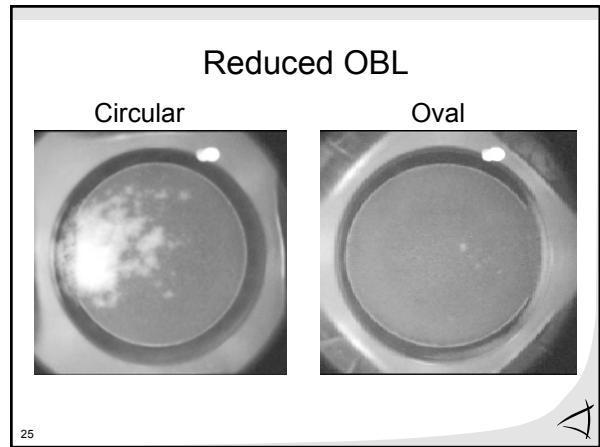
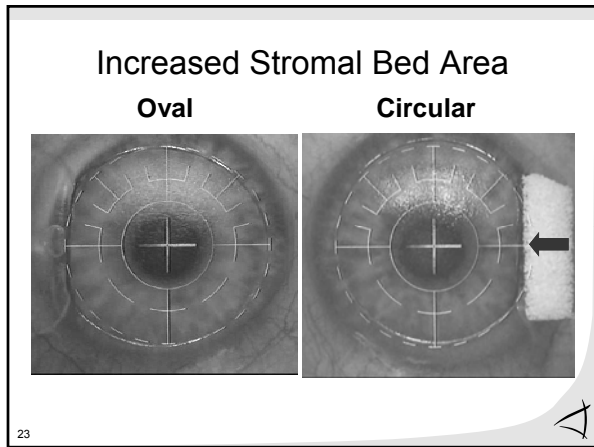
20



Effective Stromal Bed Area (mm²)

Round	Oval	P Value
47.3 ± 7.6	55.2 ± 8.5	= 0.042

22



Custom Tailored LASIK Temporal/Oval/Square Edge

- Benefits
 - Bed Area
 - OBLs
 - Dry Eye
 - Enhancement
 - Ingrowth
 - Striae
 - Corneal stability

27